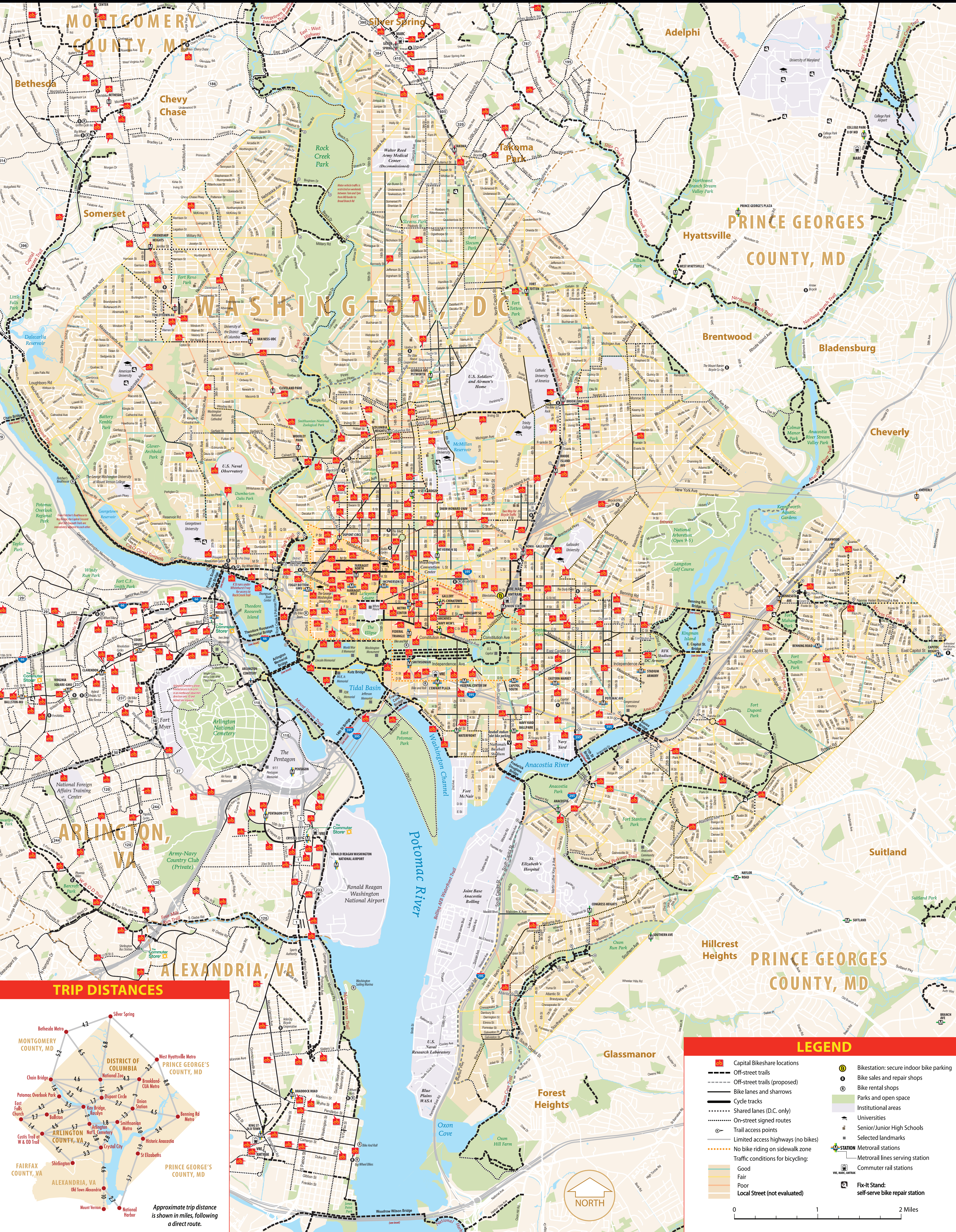
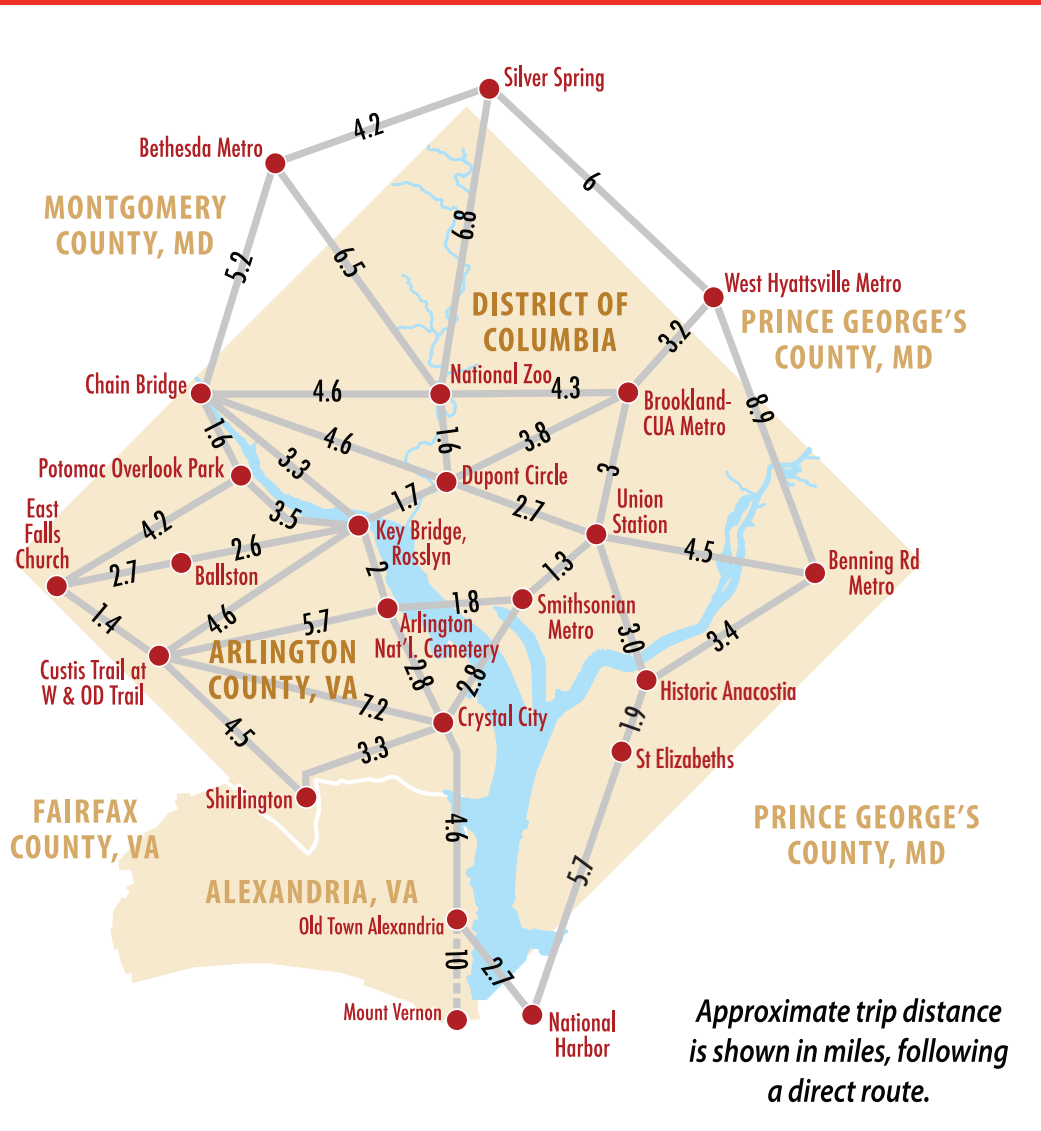


DISTRICT OF COLUMBIA BICYCLE MAP



TRIP DISTANCES



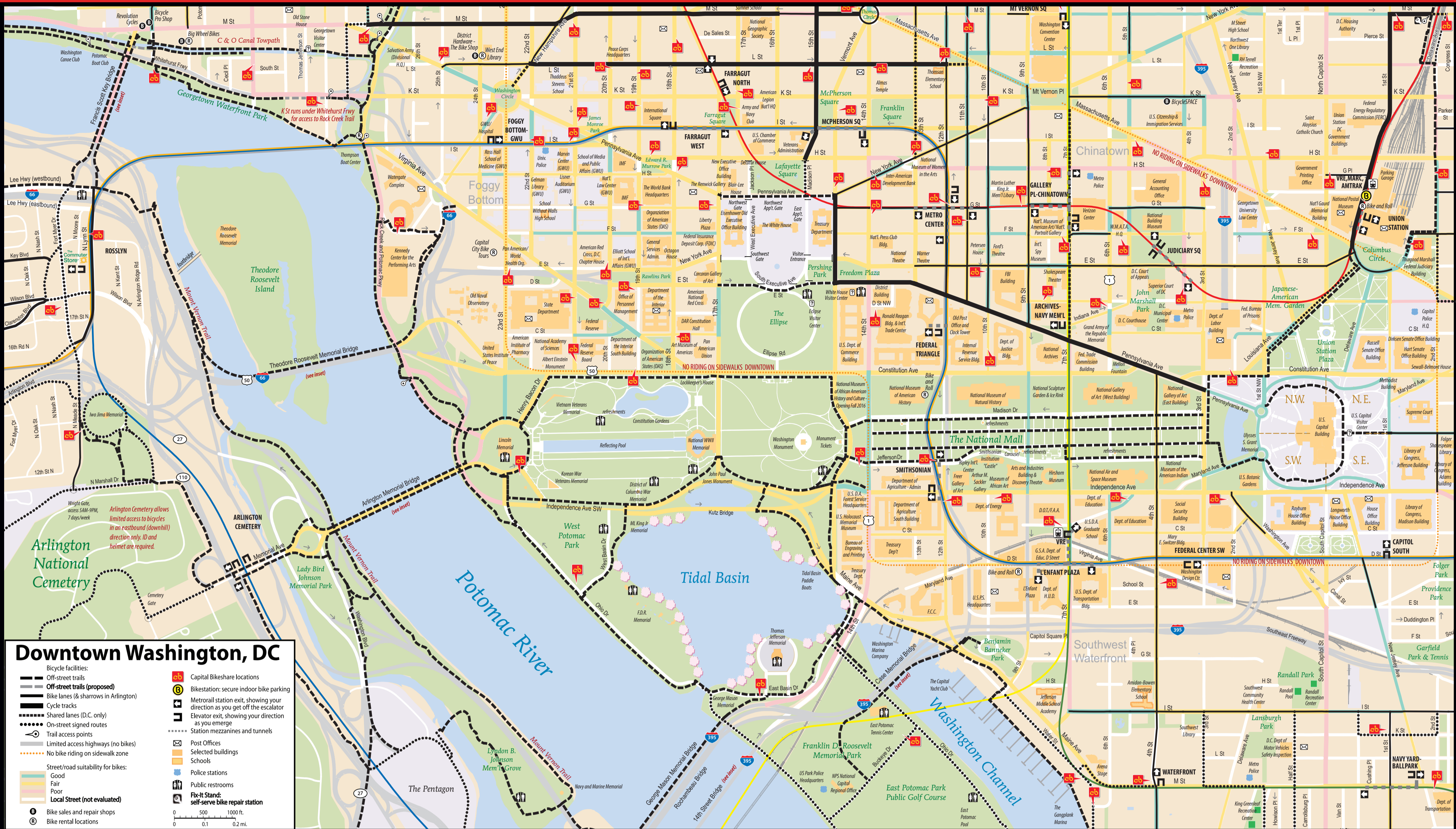
LEGEND

- Capital Bikeshare locations
- Off-street trails
- Off-street trails (proposed)
- Bike lanes and sharrows
- Cycle tracks
- Shared lanes (D.C. only)
- On-street signed routes
- Trail access points
- Limited access highways (no bikes)
- No bike riding on sidewalk zone
- Traffic conditions for bicycling: Good, Fair, Poor, Local Street (not evaluated)
- Bikeshare: secure indoor bike parking
- Bike sales and repair shops
- Bike rental shops
- Parks and open space
- Institutional areas
- Universities
- Senior/Junior High Schools
- Selected landmarks
- Metrorail stations
- Metrorail lines serving station
- Commuter rail stations
- Fix-It Stand: self-serve bike repair station

SAFETY TIPS

Cyclists, motorists and pedestrians get along better when they show courtesy and consideration. For more safety information, please visit CapitalBikeshare.com/Safety.

- WEAR A HELMET**
Helmets dramatically reduce the risk of head injury in a bicycle accident.
- FOLLOW ALL TRAFFIC LAWS**
Bicyclists are required to obey all regulatory signs and traffic lights.
- BEWARE OF PARKED CAR DOORS—THEY CAN OPEN AT ANY TIME**
Ride at least 5 feet away from parked vehicles.
- NEVER RIDE AGAINST TRAFFIC**
Ride with traffic to avoid potential crashes.
- RIDE IN SINGLE FILE**
Except when passing.
- RIDE ON SIDEWALKS ONLY WHEN NECESSARY**
and always yield to pedestrians. Riding on the sidewalk is illegal in downtown Washington, DC and in Alexandria in the King/Union Street Commercial Zone.
- USE HAND SIGNALS**
Tell motorists, cyclists and pedestrians what you intend to do. Be predictable.
- BE CAREFUL AT INTERSECTIONS**
Use caution since most collisions occur at intersections. Watch for turning vehicles.
- DO NOT DODGE BETWEEN PARKED CARS**
Ride in a straight line at least 5 feet away from parked cars.
- BE ALERT**
Scan the road. Always know your surroundings.
- PASS WITH CARE**
Give audible warning when passing.



DID YOU KNOW?

You could receive up to \$20 per month (\$240 per year) tax-free as reimbursement for expenses incurred when using your bike to commute to work.

Ask your employer if they provide this benefit.

goDCgo powered by d.

Join the Conversation!

f /goDCgo @goDCgo



rideDC

RideDC allows users to create custom dashboards to track real-time transit options servicing saved locations.

Visit rideDC.ddot.dc.gov

2016 BICYCLE MAP WASHINGTON, DC

ON-STREET BIKE LANES & TRAILS

CAPITAL BIKESHARE



BRINGING BIKES ON TRANSIT:

METRO RAIL: Bicycles are welcome (limited to two per car) weekdays except 7 a.m. to 10 a.m. and 4 p.m. to 7 p.m. Bicycles are welcome all day Saturday and Sunday as well as most holidays (limited to 4 per car). Bicycles are not permitted on July 4 and other special events or holidays when large crowds use the system. To access the stations, use the elevator.

BIKE PARKING: Many Metro rail stations have bicycle parking facilities, including racks and lockers. Call 202.962.1116 to rent a locker.

BIKE ON BUS: Most buses in the D.C. region have bike racks on the front of the bus that carry up to two bicycles.

AMTRAK: Bicycles are welcome. Visit amtrak.com for details.

MARC: Bicycles are welcome. Visit maryland.gov for details.

VRE: Bicycles are welcome. Visit vtr.org for details.

CONTRAFLOW BIKE LANES

Contraflow bike lanes allow two-way bicycle traffic on low-volume one-way streets by affording riders a separate space to ride against the flow of motor vehicle traffic. The contraflow lane is separated by a double yellow line, while shared lane markers alert drivers to the presence of bicyclists traveling in the same direction as motor vehicle traffic. Bicyclists should be aware of drivers parking across the contraflow lanes (see graphic). Examples of Contraflow Bike Lanes can be found on G St. NE, I St. NE and New Hampshire Ave. NW.

PENNSYLVANIA AVENUE NW BICYCLE LANES:

How to turn while using the Pennsylvania Avenue Bicycle Lanes

DRIVERS: Yield to cyclists when crossing the bike lane to make a left turn.

CYCLISTS: Look for drivers making left turns when entering the green zone.

capital bikeshare

Capital Bikeshare puts thousands of bicycles at your fingertips. Check out a bike from one of hundreds of stations across the District, Arlington, Alexandria and Montgomery County to get where you need to, and return it to any station near your destination.

join. take. ride. return.

YOUR COST = Membership fee + Usage fee (per trip)

The first 30 minutes of EACH trip are FREE throughout your membership period. Trips beyond 30 minutes will incur usage fees. Visit capitalbikeshare.com/pricing for membership costs and usage fees.

FOR MORE INFORMATION, CONTACT:

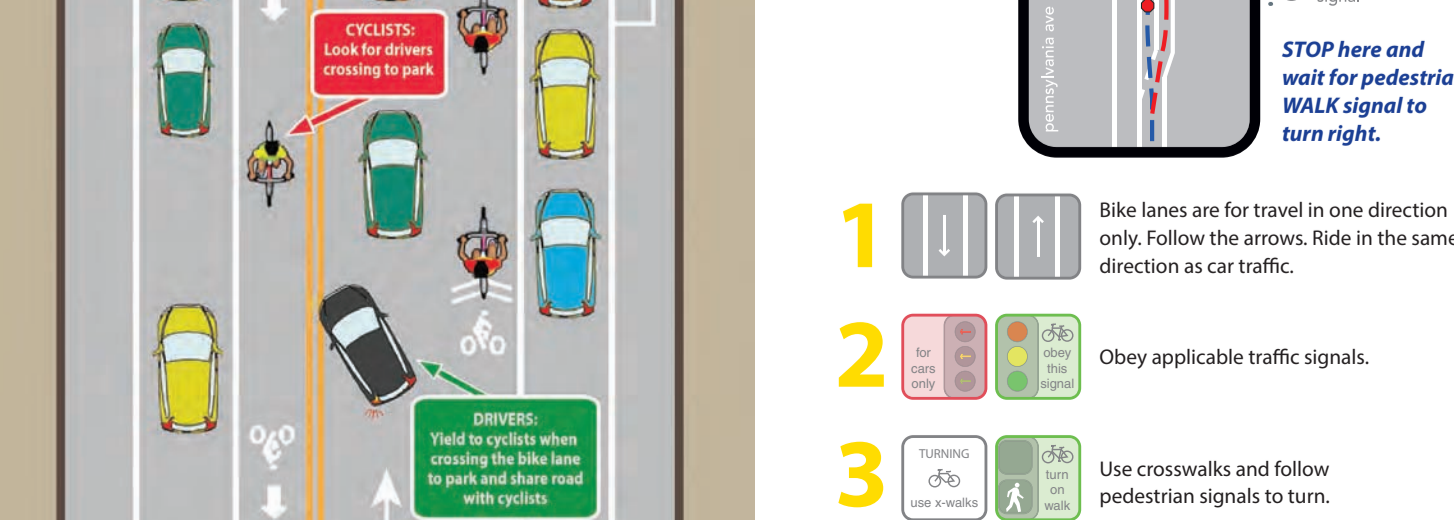
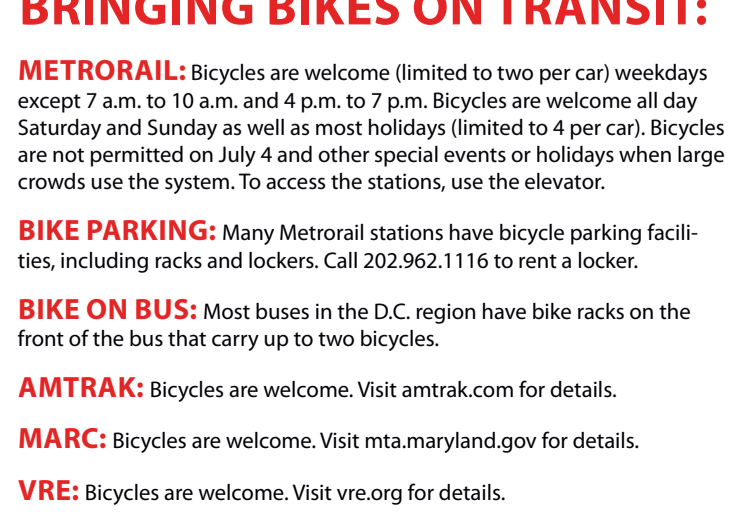
District Department of Transportation
55 M Street, SE, Suite 400, Washington, DC 20003
ddot.dc.gov
Phone: 311 or 202-673-6813

goDCgo
goDCgo.com
info@goDCgo.com
202-299-2186

Capital Bikeshare
CapitalBikeshare.com
877-430-BIKE (2453)

Washington Area Bicyclist Association
waba.org
202-518-0524

WashingtonAreaBikeForum.com
sponsored by goDCgo, BikeArlington and WABA



Real Time Bike & Station Information:

For current bike availability and a map of stations, please visit capitalbikeshare.com or download SpotCycle, the official Capital Bikeshare mobile app, for on-the-go information on your smartphone.

d. District Department of Transportation

ARLINGTON

CapitalBikeshare.com 1-877-430-BIKE (2453)