


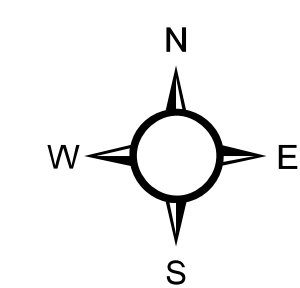
See
Inset
Map

2008 Traffic Volumes

District Department of Transportation
Washington, D.C.



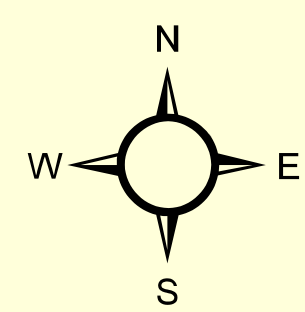
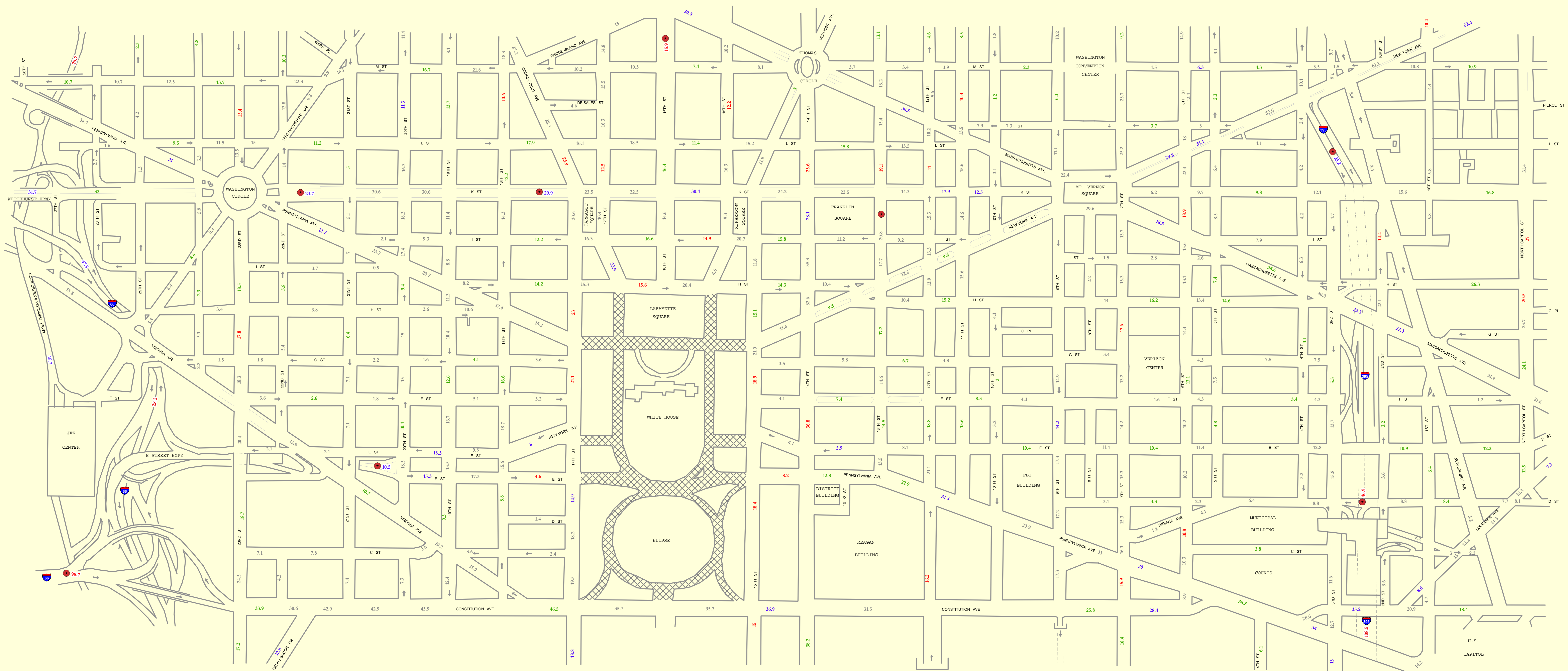
September 2009



Legend

- 12.3 HPMS Section AADT taken in 2008
- 12.3 HPMS Section AADT factored from a previous year
- 12.3 Historical Volumes - Factored to 2008
- Permanent Counting Station Locations

Average Annual Weekday Volumes, expressed in thousands, rounded to the nearest 100



Legend


- 12.6 2008 HPMS Volumes Counted in 2008
- 12.6 2008 HPMS Volumes Factored from a Previous Year
- 12.6 Supplemental Volumes - Counted in 2008
- 12.6 Historical Volumes - Factored to 2008
- Permanent Counting Station Locations

Average Annual Weekday Volumes, expressed in thousands, rounded to the nearest 100

2008 Traffic Volumes

District Department of Transportation

Washington, D.C.



October 2009